



Product manual

# Pressure louvers

PL

Air distribution

Version 1.0.0  
Date: 14.10.2021

## PL-T Overpressure louver

Louver blades are opened by an airflow through the louver in the given direction that depends on the louver type. Blocking of the louver blades in the open position is prevented by the louver design. Louver blades are edge coated with sealing strips for noise reduction. When airflow is stopped, the blades close, preventing circulation in opposite direction.

- Frame made of anodized aluminium profiles
- Blades made from anodized aluminium sheet.
- Wall installation with screws



- ▼ [Product overview](#)
- ▼ [Ordering key](#)
- ▼ [Diagrams](#)
- ▼ [Maintenance](#)



PRODUCT OVERVIEW

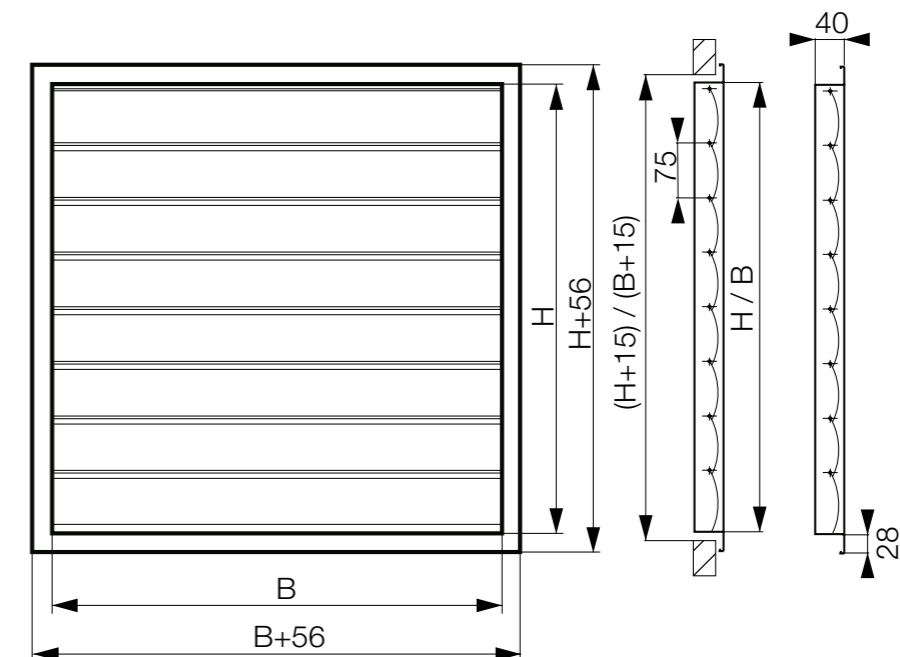
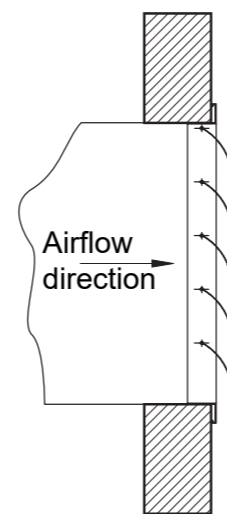
AIRFLOW REGULATION

### OPTIONS

- Installation subframe

### DIMENSIONS

		B x H		
<b>B</b>	200 - 1600	-	1600	in increments 200 mm
<b>H</b>	240 - 1590	-	1590	in increments 75 mm
*all combinations B x H are possible				





## PL-S Overpressure louver

Louver blades are opened by an airflow through the louver in the given direction that depends on the louver type. Blocking of the louver blades in the open position is prevented by the louver design. Louver blades are edge coated with sealing strips for noise reduction. When airflow is stopped, the blades close, preventing circulation in opposite direction.

- Frame made of anodized aluminium profiles
- Blades made from anodized aluminium sheet.
- Wall installation with screws



- ▼ [Product overview](#)
- ▼ [Ordering key](#)
- ▼ [Diagrams](#)
- ▼ [Maintenance](#)



### PRODUCT OVERVIEW

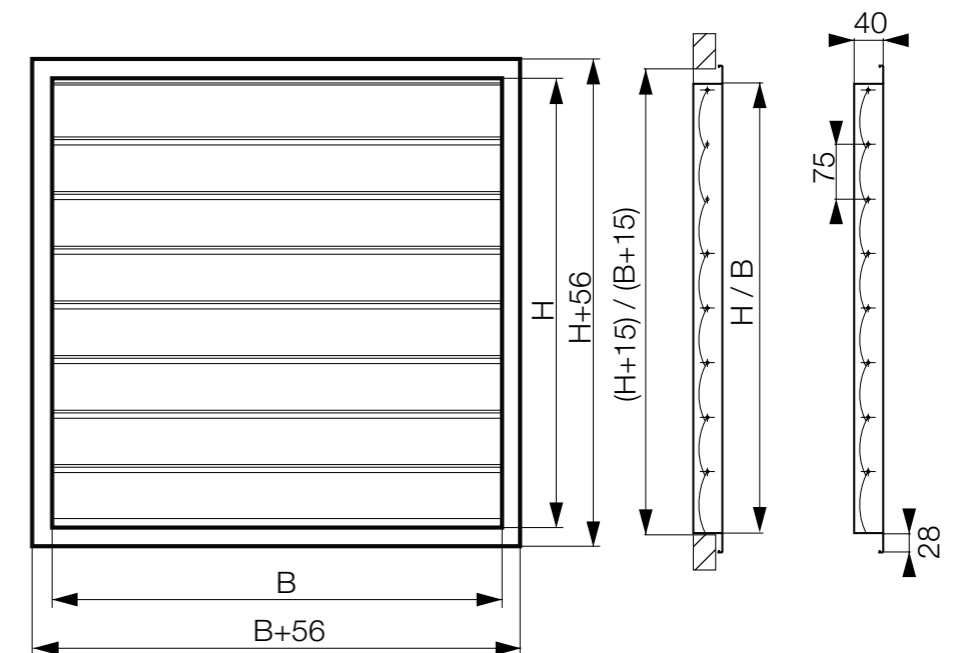
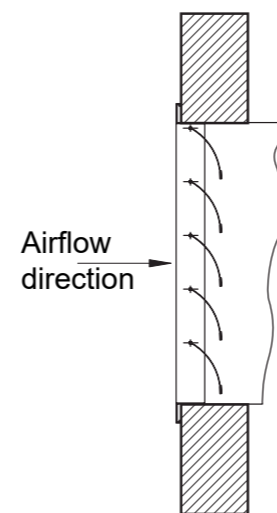
### AIRFLOW REGULATION

#### OPTIONS

- Installation subframe

#### DIMENSIONS

		B x H		
<b>B</b>	200 - 1600			in increments 200 mm
<b>H</b>	240 - 1590			in increments 75 mm
*all combinations B x H are possible				



## PL-K Duct louver

Louver blades are opened by an airflow through the louver in the given direction that depends on the louver type. Blocking of the louver blades in the open position is prevented by the louver design. Louver blades are edge coated with sealing strips for noise reduction. When airflow is stopped, the blades close, preventing circulation in opposite direction.

- Frame made of galvanized steel sheet
- Blades made from anodized aluminium sheet.
- Duct installation with screws



- ▼ [Product overview](#)
- ▼ [Ordering key](#)
- ▼ [Diagrams](#)
- ▼ [Maintenance](#)

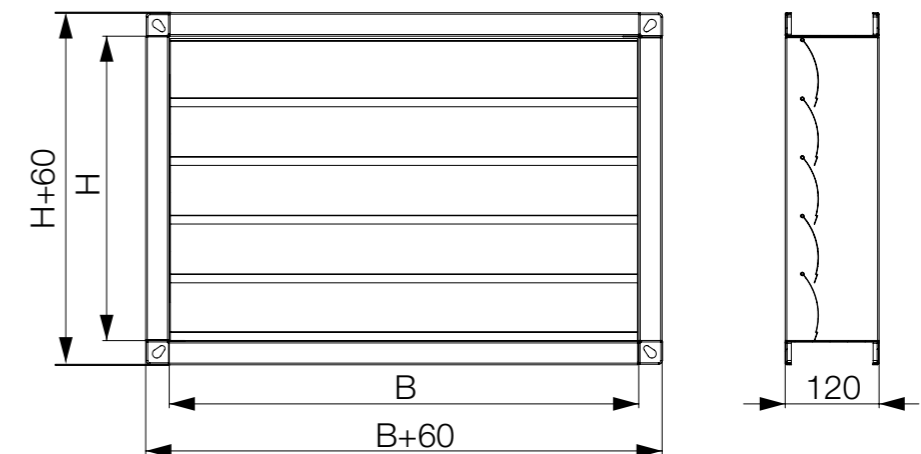
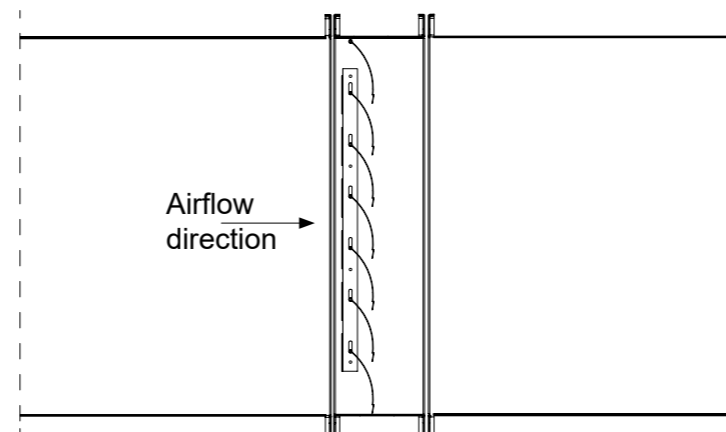


PRODUCT OVERVIEW

AIRFLOW REGULATION

### DIMENSIONS

		B x H		
<b>B</b>	200	-	1600	in increments 200 mm
<b>H</b>	240	-	1590	in increments 75 mm
*all combinations B x H are possible				





PL-T



PL-S



PL-K

- ▼ [Product overview](#)
- ▼ [Ordering key](#)
- ▼ [Diagrams](#)
- ▼ [Maintenance](#)



ORDERING KEY

AIRFLOW REGULATION

ORDERING KEY

(1) Pressure louver      (2) Dimensions [mm]      (3) Installation subframe

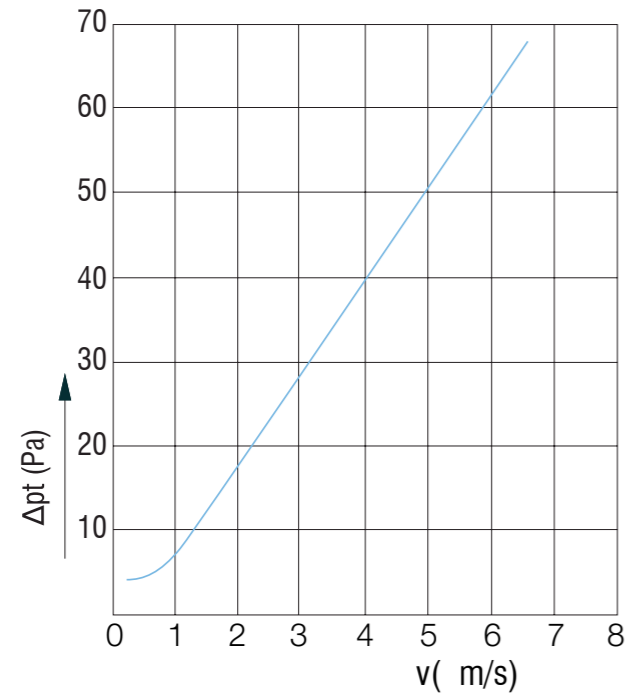
**PL-T   -   200 x 240   -   UR**

(1) Pressure louver:  
**PL-T**  
**PL-S**  
**PL-K**

(2) Dimensions: **200-1600 x 240-1590** [mm]

(3) Installation subframe: **UR**

### Pressure drop PL



- ▼ [Product overview](#)
- ▼ [Ordering key](#)
- ▼ [Diagrams](#)
- ▼ [Maintenance](#)





- ▼ [Product overview](#)
- ▼ [Ordering key](#)
- ▼ [Diagrams](#)
- ▼ [Maintenance](#)



## TRANSPORT

After arrival, check the louver for transport damage and shortcomings. In case of any damage or shortcomings, immediately contact your supplier.

## STORAGE

If the louver is not installed immediately:

- Remove any wrapping.
- Protect louver from dust and contamination.
- Do not expose the louver to the effects of weather, store the louver in a dry place.

**Please properly dispose of packaging material!**

## MAINTENANCE AND OPERATION

Klimaoprema louvers are designed as such do not require cleaning and regular maintenance.

- After each intervention, provide a systematic cleaning of dust
- Cleaning instruction: clean with a sponge, with water or a mild detergent

It is not permitted to alter the louvers in any way nor perform any changes to their structure without the manufacturer's consent. The functional test must be carried out in compliance with the basic maintenance principles of the European norm.

## COMMISSIONING

- Carefully unpack - be careful of sharp edges and do not use excessive force for unpacking
- Before commissioning - check the product functions



## AIRFLOW REGULATION

---

Projektiranje, proizvodnja i održavanje opreme za klimatizaciju, ventilaciju i čiste prostore.  
Design, production and service of Ventilation, Air-Conditioning and Clean room equipment.

---

-  Gradna 78A, 10430 Samobor, Croatia
-  +385 (0)1 33 62 513
-  [info@klimaoprema.com](mailto:info@klimaoprema.com)
-  [www.klimaoprema.com](http://www.klimaoprema.com)